

NON-SCHOOL ORGANIZED YOUTH ACTIVITIES

This file includes a sampling of successful activities that have been organized for young people by aero clubs and other aviation organizations. They have a considerable variance as to scope, size, length of activity as well as the sponsorship. All focus on a "hands-on" aviation experience.

- A. Introducing The Air Sports
- B. CIEA Guidelines For Youth Involvement
In Air Sport Competitions
- C. "Get Your Wings"--(Finnish Aeronautical Association)
- D. "Pro-Aero" Camp --(Aero Club Of Switzerland)
- E. "Youth Aviation Weekend"--(Aerospace Education &
Recreation Organization,UK)
- F. Jonathan Club Aeronautics-(Jonathan Association, France)
- G. Flight Encampment---(Civil Air Patrol, USA)
- H. Aviation Activities And Careers--(EAA Aviation Foundation,
USA)
- I. 4-H Missions In Space--(4-H Aerospace Education
Programs, USA)
- J. Airpine Glider Camp---(Siemens AG, Switzerland)
- K. Eagle Flight Program--(EAA Aviation Foundation, USA)
- L. B.M.F.A. Education Program --(British Model Flying
Association, UK)

INTRODUCING THE AIR SPORTS

The Fédération Aéronautique Internationale (FAI), the world's air sports federation, was founded in 1905. It is a non-governmental and non-profit making international organization with the basic aim of furthering aeronautical and astronautical activities worldwide. Ever growing, FAI is now an organization of some 80 member countries.

In achieving these goals, FAI brings together people who take part in air sports from all over the world. They share the delight of gliding, the excitement of parachuting and ballooning, the fun of flying microlights and exercise their skill in aerobatics.

All FAI Contests, Championships and Record Setting activities are conducted under the direction of the FAI Air Sport Commissions. These events promote excellence

Within the framework of FAI, each air sport has an International Commission which is responsible for making the rules for competitions and which generally oversees the activities of their particular air sport.

Regulations, rules or recommendations which have been accepted by the Commissions during their annual meetings are followed up by the delegates themselves at the national level and with Member-countries which need help developing their air sports.


GENERAL AVIATION

Be the pilot of a powered aircraft able to fly over long distances. Take part in Air Rallies, set new records and compete in Precision Flying contests and air races.




BALLOONS & AIRSHIPS

The oldest of air sports, ballooning is popular throughout the world. Modern technology has brought refinements to these gentle giants.




AEROBATICS

From its barnstorming beginnings, aerobatics has developed into the art and science of flying an aircraft around all three of its axes.





PARAGLIDING

Originally towed behind cars or boats, today free-flying paragliders represent the simplest, safest and least expensive method of discovering the joys of solo flight.



GLIDING

An International sport with tens of thousands of participants in more than 50 countries, gliders race over courses ranging from 100 km to 800 km using atmospheric upcurrents as a source of energy.



HANG GLIDING

Making man's dream to "fly like a bird" come true, hang gliding requires skill-training makes it a safe sport. Today, world class competitions are held all over the world.



MICROLIGHTS

Answering a need for inexpensive flying, microlights are for pilots young and old. Their light weight is combined with a low minimum flying speed.



PARACHUTING

A challenging sport requiring physical fitness and team spirit, sport parachuting creates a brotherhood among jumpers flying their own bodies.

HELICOPTERS

A steadily developing precision flying sport, helicopters emphasize rescues and service to others, with sport flying providing needed skills.



AEROMODELLING

Suitable for all ages, aeromodelling is affordable for anyone and highly educational. Many championships are organized world wide each year.



FÉDÉRATION AÉRONAUTIQUE INTERNATIONALE

AEROSPACE EDUCATION COMMITTEE
COMITÉ D'ÉDUCATION AÉRONAUTIQUE ET SPATIALE

GUIDELINES TO CHAMPIONSHIP ORGANIZERS ON YOUTH INVOLVEMENT

- If they are to prosper in future, all air sports need to attract more young participants.
- FAI Championships (World and Continental) provide a showcase in which Air Sport Commissions can demonstrate what can be achieved in the sport at the highest levels.
- Efforts are therefore required to ensure that as many young people as possible attend FAI Championships.
- With this in mind, the CIEA urges all Air Sport Commissions to issue the following guidelines to Championship organizers:
 1. All Championships are to include specific provision for the involvement of young people.
 2. A designated member of the Championship organizing committee is to be given responsibility for organizing the youth participation programme.
 3. The scope and extent of the programme will necessarily vary according to factors such as location, resources available and the nature of the Championships. It may include elements such as:
 - a. Inviting local schools and youth groups to visit the Championships. (The visits should be properly hosted and explanations of the sport and methods of competition given).
 - b. Involving local young people in the organization of the Championships. (Many unskilled jobs can be performed by young volunteers, if properly supervised (kitchen helpers, guides, marshallers, gate duties, wing-tip holders etc)).
 - c. Inviting each participating national team to bring along one or two young people, thereby creating an 'international youth camp'.
 - d. Organizing local competitions for young people, in advance of the Championships, with the aim of heightening awareness of the event and the air sport concerned.
 - e. Seminars for teachers and youth leaders to demonstrate how the Championships could be used as a theme for project work.
 - f. The preparation of information sheets and other materials for follow-up study.
 - g. The organization of lectures, films and slide-shows.
- The CIEA stands ready to assist Air Sports Commissions in giving advice to Championship organizers.

"GET YOUR WINGS !

"Youth Project of the Finnish Aeronautical Association

The purpose of this three year project was :

- to increase the awareness and popularity of aviation leisure activities.
- to recruit new participants from the younger generation.
- to increase the awareness of the importance of aerospace activities in everyday life.
- to make youngsters more aware of the aerospace career opportunities available to them.

The campaign lasted three years and cost about \$200,000 annually. There was some income, subsequently, from the sale of the specially commissioned model kit but the initial funding came mainly from the national airline, Finnair, and partly from the Wihuri Foundation. The project was run by a committee nominated by the Aeronautical Association. Local aviation clubs assisted with the distribution of material to schools in their areas.

The following campaign material was produced :

- comic books on an aviation theme for every pupil under 10 years of age - a different story for each of the three years - a total of 70,000 books per year.
- "Get your Wings" sticker
- a general book "Come With Us"
- posters for schools (7,000)
- a book on aerospace careers for all 15 year olds
- a handbook on aeromodelling, for teachers and youth group leaders
- a 23 minute video (now available with an English voice over)
- a specially commissioned, foam wing, rubber-powered model, "Super Wing", for sale at cost price to schools. In the first year 9,000 were sold. More advanced models based on the "Super Wing", were then made available and competitions organised.

The models were used to teach the theory of flight and basic aerodynamics. It also gave the children skills in manual dexterity, plan reading and following instructions. They had the satisfaction of building and flying a model they had made themselves and flying it in competition with others.

The next stage of the campaigning was to train and build up a network of volunteers who could organise courses for teachers and start aeromodelling clubs throughout the country. The co-operation of the education authorities was obtained and so adult education colleges and facilities were used for these courses at no cost to the Aeronautical Association. The youth service made facilities available for the modelling clubs.

To make aeromodelling more interesting and to continue the work started in school, competitions were organised along the following lines :

- initial heats were organised by individual schools
- all models flown were the "Super Wing" models made by the children themselves
- competitions in three age groups : under 13, 13 - 16, and 16+
- certificates awarded to all participants
- placings were awarded according the best of three flights per competitions.
- the best 80 competitors were invited to a National Competition organised by the Aeronautical Association
- major national prizes consisted of free air tickets donated by Finnair and the lesser prizes consisted of model kits and materials
- plaques were offered to the schools obtaining the best results.

Pro Aero Jugendlager Engadin

GRUPPE / GROUPE

ARBEITSPROGRAMM PRO AERO AVIATIK JUGENDLAGER 1990 PROGRAMME DU CAMP PRO AERO DE LA JEUNESSE 1990

15. 7. 1990	16. 7. 1990	17. 7. 1990	18. 7. 1990	19. 7. 1990	20. 7. 1990	21. 7. 1990
Sonntag / dimanche	Montag / lundi	Dienstag / mardi	Mittwoch/mercredi	Donnerstag / jeudi	Freitag / vendredi	Samstag / Samedi
07 ⁰⁰						
08 ⁰⁰	M O R G E N E S S E N / P E T I T D E J E U N E R					
09 ⁰⁰	Schlepperflüge vol d'initiation	Montgolfieren bauen und gestalten/ construire des montgolfières	Segelflug vol à voile	Raketen bauen construire des rac	Flugmodelle bauen construire des modèles réduits	Aufräumen / Abreise Netto en ordre / Départ
10 ⁰⁰	Aérodynamik I / Aérodynamique I	Fallschirmspringen Parachutisme	Besuch des Flugplatzes Samedan /	Ballon / Montgolf.		
11 ⁰⁰	M I T T A G E S S E N / D I N E R					
12 ⁰⁰			Visite de l'Aéro- drome Samedan			
13 ⁰⁰	Aérodynamik II / Aérodynamique II	Montgolfieren bauen und gestalten / construire des montgolfières				
14 ⁰⁰		Montgolfierenauf- stieg / ascension de mont- golfières				
15 ⁰⁰	Sport					
16 ⁰⁰	Ankunft der Teil- nehmer / Arrivée des participants					
17 ⁰⁰						
18 ⁰⁰						
19.30	N A C H T E S S E N / S O U P E R					
20 ⁰⁰	HITA Haltung aus der Luft / sauvetage l'air	Fliegerische Vor- schulung (FVS/FAV) Flugwaffe/Armée de l'air	Swisscontrol Flugsicherung / Professions sécu- rité	Swissair	Schweiz. Hänge- gleiterverb. SHV/ Paragliding	
21 ⁰⁰						
22 ⁰⁰						

ORGANISATIONISCHE UMSTELLUNGEN SIND MITGLICH / DES CHANGEMENT D'ORGANISATION SONT POSSIBLE

OFFIZIELLER BESUCHSTAG 17. 7. 1990
JOURNÉE OFFICIELLE



Organisiert durch: AERO-CLUB DER SCHWEIZ
Organisé par: AERO-CLUB DE SUISSE,
AERO-CLUB SUZZIHO...



JONATHAN Club

SEJOURS AERONAUTIQUES
8 / 16 ans



Lancement
d'une
montgolfière,
et "visite
prévol" pour
un équipage
de jeunes
aviateurs qui
s'apprennent à
effectuer leur
navigation.

LES SEJOURS

Courrier Ouest / Est Page 2

12 / 14 ans durée 12 jours

Préparer et réaliser un voyage aérien de 400 kms

Transporter chaque jour 10 Kgs de courrier

Former un véritable équipage

2 semaines en ballon Page 3

14 / 16 ans durée 12 jours

Découvrir la Bourgogne ou les Châteaux de la Loire en
Montgolfière. Se laisser porter par les vents ... Etablir le camp
de base autour de la nacelle.

Embarquement Immédiat Page 3

8 / 12 ans durée 12 jours

Jeux d'airs et premiers vols

Contacts Page 4

DEVENIR AVIATEUR ou aérostatier le
temps des vacances ...

DECOUVRIR les sports aériens, en vivant
au contact des pilotes et des animateurs ...

COMPRENDRE les principes du vol, de
la navigation aérienne, ... en construisant
une machine volante, en effectuant des
vols d'initiation ...

PARTICIPER à la vie d'un équipage, jouer
un rôle (radio, co-pilote, navigateur) ...

SE PASSIONNER pour le vol et partager
une expérience de vie collective enrichis-
sante ...

12 / 14 ans

Séjour itinérant en avion

En compagnie d'animateurs et de pilotes confirmés les jeunes aviateurs découvrent les sports aériens (planeur, ULM, montgolfière, modèles réduits, ...) puis préparent et effectuent une navigation en avion entre les Hautes-Alpes et la Haute-Garonne, ou l'Aveyron.

*On y pratique aussi :
Char à voile, Space Training,
fabrication de cerfs-volants,
micro-fusées, VTT, piscine,
randonnées, etc ...*

*Sites :
Aérodrome d'Aspres sur Buëch
(05 Hautes Alpes), Aérodrome
de la Montagne Noire (31
Haute Garonne), Aérodrome de
Belmont (12 Aveyron).*


*Hébergement sous tente.
24 places par séjour
Durée : 12 jours*

Courrier Ouest / Courrier Est

Il est 8 heures, les trois jeunes de l'équipage "Concorde" poussent l'avion hors du hangar. Aujourd'hui, c'est le grand départ. A leur tour, ils vont enfin voler en direction de La Montagne Noire. Ils viennent de passer une semaine à Aspres où ils ont préparé ce voyage tout en découvrant le monde de l'aviation.

Florian énonce la check-list, rien n'est oublié. Elodie est radio, elle annonce le départ de l'avion. La tour de contrôle lui répond : "Décollage autorisé". Bravo Zoulou (c'est le nom de notre avion) s'élance sur la piste. Le co-pilote se concentre sur ses instruments. Le travail dans l'avion se fait à trois, et cela va vite. Cette semaine de préparation n'a pas été superflue. Tom vérifie sa navigation et nous donne le cap à suivre et le 1er repère à atteindre. Bientôt, Aix-en-

Provence et Marseille défilent sous nos ailes. Après 400 kms et deux escales, La Montagne Noire apparaît enfin ; on touche des roues. Ouah le pilote assure ! On l'embrasse et on court retrouver les copains.



*L'Avion
permet
d'explorer
notre envi-
ronnement :
ici les salî-
nes du midi
au coeur
de la
Camargue.*

14 / 16 ans

Séjour itinérant en montgolfière

Par petits groupes, les jeunes aérostiéristes se familiarisent avec le fonctionnement de la montgolfière puis, tandis que trois d'entre-eux découvrent la région à la vitesse du vent depuis une nacelle, les autres suivent en VTT, assistés des véhicules de récupération.

Le trajet est déterminé par la direction du vent.

*Sites :
Bourgogne ou Châteaux de la Loire*

*Hébergement sous tente
12 places par séjour
Durée : 12 jours
Dates et prix : Voir Tarifs*

8 / 12 ans

Séjour semi-itinérant

(Randonnée pédestre,
VTT, poney, avion)

Les enfants profitent de leur circuit en randonnée, VTT et poney pour préparer leur voyage aérien.

Ils découvrent les mécanismes du vol en construisant des cerfs-volants, micro-fusées, planeurs en dépron et montgolfières.

*Sites :
Circuit au départ de l'aérodrome de Belmont (12 Aveyron)*

*Hébergement sous tente
24 places par séjour
Durée : 12 jours
Dates et Prix : voir Tarifs*

2 Semaines en ballon

Un grand voyage Inspiré de Jules Verne pour ces jeunes aérostiéristes. Chaque matin au lever du soleil, lorsque le vent est calme, l'équipage (trois jeunes et un pilote) met en oeuvre le ballon multicolore, secondé par les équipiers. Moteur, le ventilateur souffle et gonfle l'enveloppe de la montgolfière.

Le bruleur prend le relais et bientôt le ballon se redresse, l'équipage au grand complet se jette dans la nacelle en osier. Checklist et décollage, navigation au gré du vent, ... Il reste à choisir le champ d'atterrissage et à y établir le nouveau camp de base.

Durant son vol le ballon a été suivi par le reste de l'équipe en liaison radio permanente. Tout le monde se retrouve pour préparer le programme de la journée qui ne fait que commencer : Nos pilotes ont repéré des villages, châteaux, rivières, chemins forestiers, ... qui valent le détour.



Embarquement immédiat

Au départ de l'aérodrome de Belmont, durant quatre jours, les enfants partent en itinérance pour découvrir, selon un trajet préétabli et à travers des jeux, les sites intéressants de la région (VTT, poneys, randonnée pédestre).

Cette première partie leur donne l'occasion de parcourir la région et de s'entraîner à l'orientation et à la lecture de carte. La seconde partie du séjour est essentiellement consacrée aux activités aériennes: Partant de l'exploitation des informations rassemblées au



cours de la première semaine, les enfants préparent un vol en avion qui les conduit au dessus des mêmes lieux.

Ils apprennent avec sérieux leur rôle de co-pilote, radio ou navigateur. La durée du vol (environ 40 minutes) est adaptée à leur résistance physique. Activités manuelles et sportives, baignades, jeux et veillées viennent rythmer les vacances.

Fondée en 1981 par une équipe de passionnés professionnels de l'aviation, l'Association JONATHAN a pour objectif de développer et promouvoir les sports, loisirs et métiers de l'air et de l'espace.

JOURNEES D'INITIATION
AERONAUTIQUE ET
SPATIALE

CLASSES CULTURELLES ET
SCIENTIFIQUES

SEJOURS-VACANCES

FORMATION D'ANIMATEURS

SPECTACLES AERIENS

parce que le Ciel est à tout le Monde

Admirer sa campagne natale à bord d'un ULM, franchir un sommet enneigé à bord d'une montgolfière ou écouter le silence du ciel à bord d'un planeur relève toujours du même plaisir, celui de se sentir libre. Tel le géant du Petit Poucet, vous abolirez les distances et le temps en vous projetant dans un espace où plus aucune frontière physique n'existe. Enfin le ciel ne pèsera plus comme un couvercle au-dessus de votre tête, mais deviendra un nouveau chemin de randonnée où évoluer.

Roland Collion "Les Nouveaux Sports Aériens" éd. J'ai Lu.

Renseignements et inscriptions




6, rue Galilée
75782 Paris cedex 16
Tel : 47 20 46 46
Fax : 40 70 06 73

Association régie par la loi de 1901
Inscription préfecture de Paris n° 78582
Agréée Jeunesse et Sports n° 75 S 91 011



Civil Air Patrol Flight Encampments

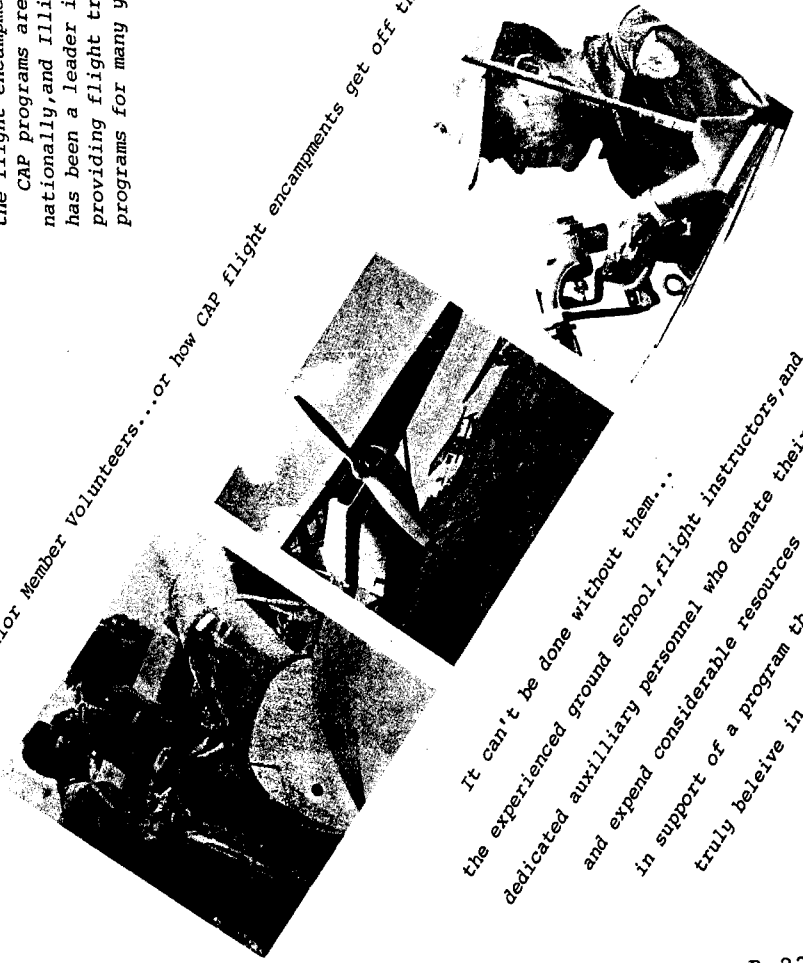


For information write:
 Illinois wing, Civil Air Patrol
 33W. Jackson, Suite 400
 Chicago, Il.
 60604

The CAP aviation education program for youth offers a wide variety of flight, academic, career exploratory and other related experiences. One of the most rewarding of these programs is the flight encampment.

CAP programs are recognized nationally, and Illinois Wing has been a leader in the field, providing flight training programs for many years.

CAP Senior Member Volunteers...or how CAP flight encampments get off the ground



It can't be done without them... the experienced ground school, flight instructors, and dedicated auxiliary personnel who donate their time and expend considerable resources in support of a program they truly believe in.




Flight is a feeling

1 With an engine and wings... Power Solo Encampment




3 Great ways to get a lift from Civil Air Patrol

2 Without the engine... Glider Solo Encampment



3 Even without the wings... Balloon Encampment



Cadets receive concentrated ground school instruction plus several hours actual flight experience to qualify for solo wings- all at a minimal cost to the cadet



EAA GATEWAY TO AVIATION ACTIVITIES AND CAREERS

MAKE AVIATION COME ALIVE AS A HOBBY OR CAREER WITH THESE EXCITING ACTIVITIES

EAA YOUTH MEMBERSHIP

—Full EAA Member benefits for only \$20.00 annually.

EAA YOUNG EAGLES PROGRAM

—A nationwide program by EAA members giving 1 million young people an airplane ride by the year 2003 —the 100th anniversary of powered flight and the 50th anniversary of EAA.

SPORT AVIATION CLUB

—A special club for young people just discovering aviation. A \$15.00 annual membership includes the new full-color **Sport Aviation for Kids** magazine (6 issues/year).

EAA PROJECT SCHOOLFLIGHT

—Building real aircraft in high schools, colleges and youth groups.
—Building Pedal Planes and VFR Flight Simulators in the upper elementary grades and middle schools.

EAA SCHOLARSHIP PROGRAM

—Providing support for those seeking skills for an aviation career.

EAA AIR ACADEMY

—An exciting, hands-on Summer aviation experience for youth 15-17 at the EAA Aviation Center-OSHKOSH.
—Intensive, one week programs for adults presented at the EAA Aviation Center-OSHKOSH.

EAA YOUNG EAGLES CAMPS

—A five day, hands-on aviation camp for youth ages 13-14 at the EAA Aviation Center in Oshkosh.

FOR FURTHER INFORMATION CONTACT:

The Education Office
EAA Aviation Foundation
P.O. Box 3065
Oshkosh, WI 54903-3065
Telephone (414) 426-4888
FAX (414) 426-6560





4-H MISSIONS IN SPACE

WEEKEND MINI SPACE CAMP & WEEK LONG NATIONAL AEROSPACE SUMMIT



If you thought 4-H was just down on the farm... think again.
 ... For education
 ... For exploration
 ... For excitement
 ... For space



4-H Missions in Space is just one of the special programs that seek to make the best... better. A partnership between National 4-H Council, the Alabama Cooperative Extension Service, the U.S.D.A. Extension Service and U.S. SPACE

CAMP® is intended to help young people discover their potential in high technology fields. Specially designed curriculum topics include life sciences, living in space, space agriculture and environmental issues, plus the basics of aerospace, rocketry, crew systems, space suits and more. 4-H recognizes the benefit of motivational education programs like U.S. SPACE CAMP® which use the excitement of the space program to encourage young people to select and achieve in math and science courses. Hands-on training for a space shuttle mission finds trainees experiencing both shuttle and space station simulators. SPACE CAMP staff presentations on topics such as crew systems and space suits will keep trainees' heads



spinning. Sleeping in the Space Habitat, a simulated Space Station, really brings the experience home. So join the team ... 4-H for today and tomorrow.

4-H Missions in Space will offer two exciting options in 1994 for young people: the week long 4-H National Aerospace Summit and the 4-H weekend Mini-Space Camps. Both options also include specialized Leadership training tracks.

Weekend Mini-Space Camp

During this abbreviated taste of U.S. SPACE CAMP® trainees will experience the following:

- Astronaut training simulators.
- OMNIMAX® presentations in the SpaceDome theater.
- 1500 pieces of space hardware and exhibits in the Space & Rocket Center Museum.
- Simulated Shuttle Mission.
- History of rockets and space travel.
- Hands-on space related science activities.
- Meals in the SPACE CAMP cafeteria.
- Space Habitat II sleeping accommodations.
- 4-H Missions in Space T-shirt.

Students must at least be in the sixth grade in order to participate in the program.




Klettern braucht Mut.
Nach einem Tag Knoten- und
Sicherungskunde müssen die
Mädchen gleich in die Wand.



4

SIEMENS



Technik-Abenteurer-Camp für Mädchen

Zum vierten Mal veranstaltet die Siemens AG in Zusammenarbeit mit Alpinsport Nürnberg vom 31. 7. bis 4. 8. 1995 ein Camp exklusiv für Mädchen. Nach drei erfolgreichen Veranstaltungen in den vergangenen Jahren heißt es für 20 Teilnehmerinnen erneut: „Raus in die Natur, rein ins Abenteuer, ran an die Technik“
Begleitet von erfahrenen Pädagogen, Kletterprofis und Segelfliegerinnen können die Teilnehmerinnen dabei ihr Vertrauen in die eigene Leistungsfähigkeit, ihren Mut zum Risiko, ihren Teamgeist und ihr technisches Geschick testen und weiterentwickeln – Grundvoraussetzungen für einen erfolgreichen Ausbildungs- und Berufsweg.
Mädchen im Alter von 14 – 18 Jahren bewerben sich aus dem gesamten Bundesgebiet.


Im fränkischen Friesen, rund 60 Kilometer nördlich von Nürnberg, treten die jungen Frauen ein Programm an, das sonst eher Männersache ist:

- mit dem Segelflugzeug über die Fränkische Schweiz
- Freeclimbing an den Felsen bei Burglesau
- technisches Werken:
- Bau eines Walkman-Verstärkers, flugtechnische Experimente
- Ökolog: Wasser-, Boden- und Fauna-Analysen

Ab Mai können Interessierte die Bewerbungsunterlagen für das Technik-Abenteurer-Camp anfordern.

Bewerbungsunterlagen für das
Technik-Abenteurer-Camp erhalten Sie bei:

Siemens AG
Regionale Öffentlichkeits- und Pressearbeit
Rita Wermeyer
Nürnberger Straße 51
91052 Erlangen
Tel. 09131/7-2 81 68
Fax 09131/7-2 55 34



Im Flugsportverein „Friesener Warte“ können die Mädchen die Faszination des Segelfliegens kennenlernen. Nach einer Einführung in die Flugtechnik segeln sie als Copiloten in einem Rundflug über die Fränkische Schweiz.

Beim Bau eines Bumerangs und eines Walkman-Verstärkers lernen die Teilnehmerinnen, daß Technik nicht nur Männersache ist.



Segelflieger und Gymnasiallehrer Klaus Strienz erklärt mit verblüffenden Experimenten die physikalischen Gesetze des Fliegens.



What's this program about?

Have you ever wondered what it's like to fly? An Eagle Flight member doesn't have to imagine what flying is like. Each participant will become part of a special group of people who have shared in a common experience — the thrill of FLYING! You will have the chance to actually fly in an airplane and look at the world below you. You are invited to take to the skies and become a member of Eagle Flight!

What do I have to do to become a member of Eagle Flight?

If you are between age 8 and 17, read this flight kit (it may be photo copied) and have a parent or guardian complete the permission slip located on the previous page. Take this permission slip to an EAA member. He or she will help prepare you for a demonstration flight in an airplane. You can ask your volunteer pilot as many questions as you like. In doing so, you'll learn more about airplanes and the principles of flight. That's all there is to it. It's really that simple! For more information on the program, write the Young Eagles Office at: EAA Aviation Foundation, P. O. Box 2683, Oshkosh, WI 54903-2683 or call (414) 426-4831.

What are some of the other benefits of becoming an Eagle Flight member?

After your flight, when your pilot has completed and mailed the Eagle Flight Registration Record located with your Permission Slip, you can:

- *Be registered as an Eagle Flight member;*
- *Receive a special issue of Sport Aviation For Kids magazine which will introduce you to aviation personalities and the wide range of activities available through aviation;*
- *Have your name listed in the world's largest logbook on display at the EAA Air Adventure Museum in Oshkosh, WI;*
- *Obtain additional information on other aviation organizations and activities in your area;*



• *Receive information on scholarship programs administered by the EAA Aviation Foundation;*

• *And more...*

How can I get started ?

Look over the EAGLE FLIGHT FLYING FACTS we have provided on the next page. Take a few minutes to find out what makes an airplane fly and what the different parts of an airplane do. This will help you understand the things your pilot will talk about during your flight.

Will it be safe?

Millions of people fly safely in airplanes every year. However, an airport is not a playground. Listen and follow instructions given by your pilot and follow these simple rules when you are around an airplane:

- *Stay away from the propellers;*
- *Listen carefully for instructions on entering and exiting the airplane;*
- *Do not touch any part of an airplane without the pilot's permission.*

What will my flight be like?

First of all, your pilot will explain what you will do and see. This may include:

- *Telling you about the airplane;*
- *Reviewing an aeronautical chart and identifying reference points you will look for during the flight;*
- *Completing a careful "walk around" preflight inspection of the airplane and identifying the parts that control the airplane;*
- *Helping you buckle your seat belt and describing the interior of the airplane, including the instrument panel.*

You will see the earth and sky in a new and exciting way. You will experience the wonderful freedom of flight that many people only dream about. Like an eagle, you will soar among the clouds and understand the many possibilities that flight — and life in general — have to offer. Many people remember this experience for the rest of their lives. You will, too.



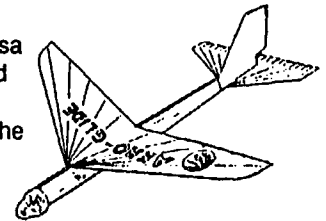
EDUCATION PROGRAMME



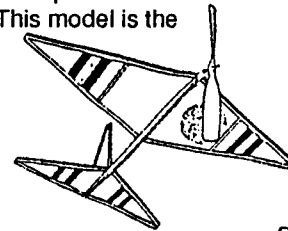
BMFA MODEL KITS

The **BMFA SHORT TUCANO** ... This is a fast build card profile model glider, in full colour of the RAF primary turbo prop trainer. It has a wingspan of 18cm. It only requires a pair of scissors, a knife, and a glue stick or a tube of glue to make it.

The **AERO-GLIDE** ... This simple card and balsa glider has a wingspan of 20cm. and is designed specifically to be made without the use of a modelling knife. This model will fly better than the Tucano and can be built by 8 year old (under supervision) and upwards.



The **BMFA DART** ... Is a simple rubber powered aircraft with a wingspan of 30cm. It is derived from an American design. Millions have been successfully built and flown, in a sports hall or outdoors on a calm dry day. This model is the 'Corner Stone of the Education Programme it can be built by nine year old (under supervision) and upwards


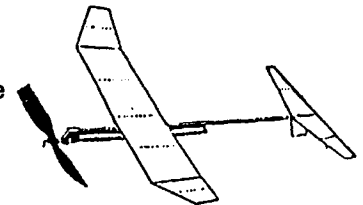


B.M.F.A. Education Programme

A programme of modelling education within the National Curriculum.

The BMFA Education Programme aims to encourage youngsters to build and fly model aircraft and so develop new skills and gain an insight into the science and technology of flight. The programme is constantly expanding and improving. The present range of kits is specially designed to improve the youngsters knowledge and skills as well as give improved flying performance. The kits are listed here from the simplest to the most complex. The programme can equally well be used by the Air Training Corps, Scouts, Guides and other groups to incorporate in to their training programmes.

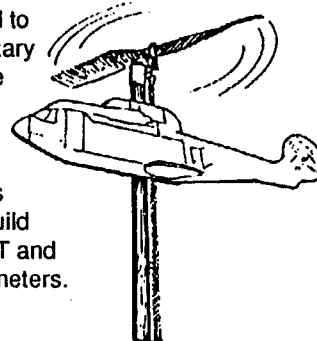
GYMINNIE CRICKET ... is a 38cm wingspan, rubber powered, model. It requires a little more skill to build than the BMFA DART but should give double the performance.



BMFA FROG ... is a 51cm wingspan model fitted with an undercarriage so it can take off from a smooth surface. The kit includes some printed wood to teach the builder how to cut out parts from sheet. It is recommended as a follow on from the GYMINNIE CRICKET.

The **BMFA HELICOPTER** is a profile scale, rubber powered model helicopter based on the Agusta/Westland EH101.

It can be decorated to depict a naval, military or civil version. The rotor diameter (prop) is 15cm. and the overall length is 24cm. It is about as hard to build as the BMFA DART and can fly to over 10 meters.



The **BMFA TEACHERS GUIDE** is a 19 page booklet and is designed to familiarise the instructor or teacher with the basic theories of flight. It gives a short history of flight, shows different types of aircraft both full size and models and explains how an aircraft flies. The guide also suggests alternative activities and contains a glossary and bibliography.

FOR INFORMATION

W. M. Colling
403 Mossy Lea Road
Wrightington, Wigan
Lancashire, WN6 9SB
Tel: 01257 452624